

| Construction Costs Index

| Second Quarter 2018 – Emirates of Dubai

Construction Costs increased by 0.43% during the second Quarter 2018 compared to the First Quarter 2018. The Construction Costs increased by 0.46% for residential buildings and 0.33% for non-residential buildings.

Upon comparing the index in second Quarter 2018 to the same period of 2017, it's showed that the Constructions Costs increased by 4.95% due to the increased of the residential buildings by 5.13% and non-residential buildings by 4.33%.

As shown in graph (1) and table (1) which explain the Construction Costs Index and percentage change for Second Quarter 2018 .comparing to First Quarter 2018 and Second Quarter 2017.

Graph (1) |Construction Costs Index and percentage Change - Second Quarter 2018

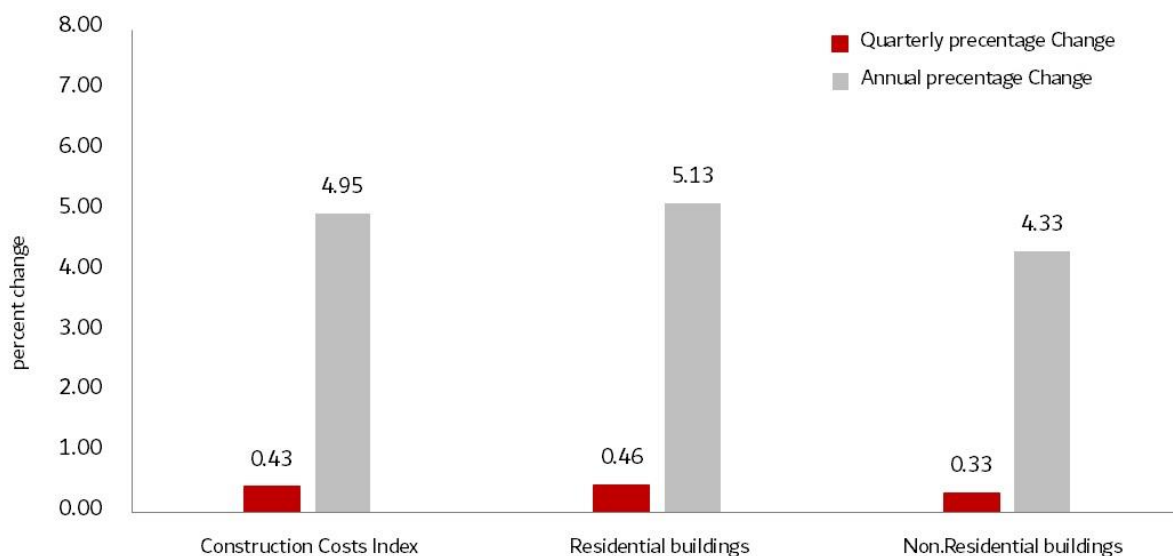


Table (1) | Construction Costs Index and percentage Change – Second Quarter 2018

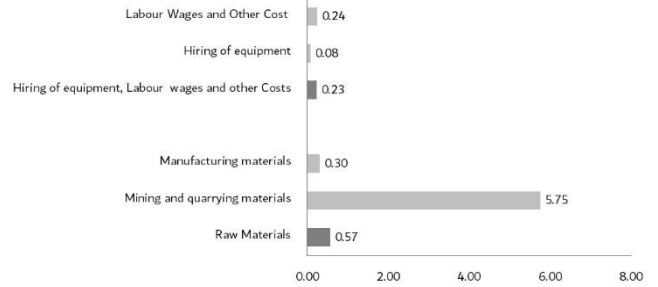
Title	Construction Cost Index For Second Quarter 2018			Percentage Change in Second Quarter 2018 Compared to Second Quarter 2017			Percentage Change in Second Quarter 2018 Compared to First Quarter 2018		
	Residential buildings	Non-Residential buildings	Construction Cost Index	Residential buildings	Non-Residential buildings	Construction Cost Index	Residential buildings	Non-Residential buildings	Construction Cost Index
General Index	107.31	106.19	107.06	5.13	4.33	4.95	0.46	0.33	0.43
Raw Materials	108.34	106.65	108.00	8.02	7.65	7.95	0.61	0.41	0.57
Mining and quarrying materials	146.93	147.37	147.01	14.59	14.68	14.61	5.73	5.79	5.75
Mining Activities and Quarrying	146.93	147.37	147.01	14.59	14.68	14.61	5.73	5.79	5.75
Manufacturing materials	106.70	105.22	106.40	7.66	7.33	7.60	0.32	0.16	0.30
Wood and Wood Products, except furniture	103.39	103.35	103.38	7.11	7.09	7.10	1.60	1.57	1.59
Refined Petroleum Products	70.77	70.77	70.77	31.64	31.64	31.64	5.70	5.70	5.70
Chemicals and Chemical Products	100.30	100.30	100.30	4.65	4.65	4.65	-0.23	-0.23	-0.23
Rubber and Plastics Products	105.20	105.37	105.26	5.80	5.79	5.80	0.76	0.82	0.78
Other Non-Metallic Mineral Products	109.19	107.63	108.86	5.90	5.84	5.89	0.39	0.33	0.37
Basic Metals	88.88	89.08	88.92	20.50	20.38	20.47	-0.78	-1.01	-0.82
Fabricated Metal Products, except Machinery and	130.81	126.47	130.34	10.46	9.73	10.38	-0.08	-0.27	-0.10
Computers, Electronic and Optical products	91.53	90.67	91.35	-2.41	-2.72	-2.72	-0.16	-0.27	-0.17
Electrical Equipment	106.90	105.83	106.69	13.08	11.81	12.83	-0.67	-1.39	-0.82
Other Machinery and Equipment	107.80	106.70	107.57	5.39	5.50	5.41	2.21	1.70	2.11
Furniture	119.33	119.30	119.32	5.00	5.00	5.00	-3.38	-3.37	-3.38
Hiring of equipment, Labour wages and other Costs	105.65	105.64	105.65	0.67	0.67	0.67	0.23	0.23	0.23
Hiring of equipment	102.98	102.98	102.98	0.67	0.67	0.67	0.08	0.08	0.08
Labour Wages and Other Cost	105.79	105.79	105.79	0.67	0.67	0.67	0.24	0.24	0.24

Construction cost in Second Quarter 2018 compared to the First Quarter 2018

General Construction costs

The prices of raw materials and materials used in construction of buildings increased by 0.57% as a result of the rise in the group of Mining and quarrying materials by 5.75% and the group of Manufacturing materials by 0.30% .

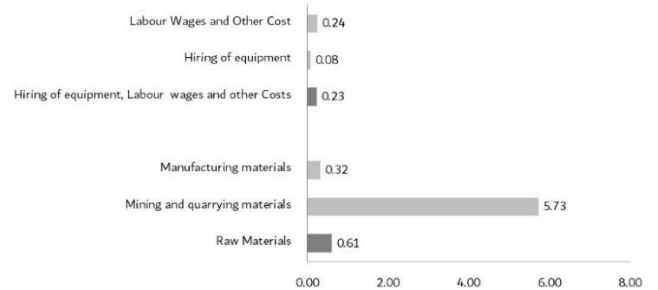
As well, the prices of wages, equipment, labor and other costs increased by 0.23%, due to the rise in cost of Labour Wages and Other Cost by 0.24% and Hiring of equipment by 0.08%



Residential buildings

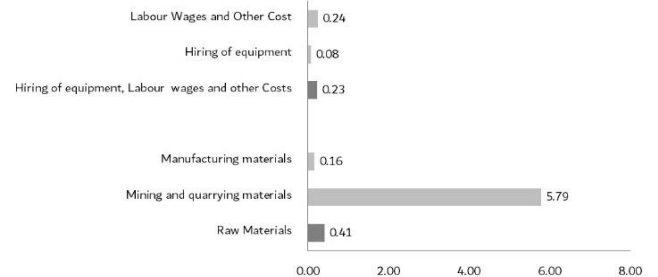
The prices of raw materials and materials used in construction of buildings increased by 0.61%, as a result of the rise in the group of Mining and quarrying materials by 5.73% and the group of Manufacturing materials by 0.32% .

As well, the prices of wages, equipment, labor and other costs increased by 0.23% due to the rise in cost of Labour Wages and Other Cost by 0.24% and Hiring of equipment by 0.08% .



Non-residential buildings

The prices of raw materials and materials used in construction of buildings increased by 0.41%, as a result of the rise in the group of Mining and quarrying materials by 5.79% and the group of Manufacturing materials by 0.16%. As well, the prices of wages, equipment, labor and other costs increased by 0.23% due to the rise in cost of Labour Wages and Other Cost by 0.24% and Hiring of equipment by 0.08% .

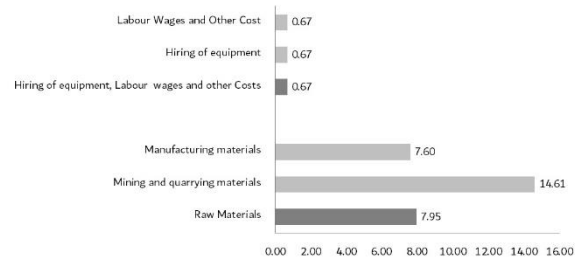


Construction cost in Second Quarter 2018 compared to the Second Quarter 2017

General Construction costs

The prices of raw materials and materials used in construction of buildings increased by 7.95% as a result of the rise in the group of Mining and quarrying materials by 14.61% and the group of Manufacturing materials by 7.60% .

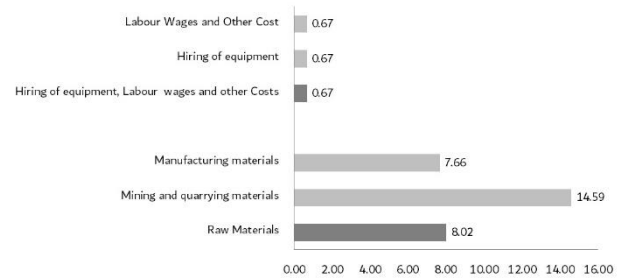
As well, the prices of wages, equipment, labor and other costs increased by 0.67%, due to the rise in cost of Labour Wages and Other Cost by 0.67% and Hiring of equipment by 0.67% .



Residential buildings

The prices of raw materials and materials used in construction of buildings increased by 8.02% , as a result of the rise in the group of Mining and quarrying materials by 14.59% and the group of Manufacturing materials by 7.66% .

As well, the prices of wages, equipment, labor and other costs increased by 0.67% due to the rise in cost of Labour Wages and Other Cost by 0.67% and Hiring of equipment by 0.67% .



Non-residential buildings

The prices of raw materials and materials used in construction of buildings increased by 7.65%, as a result of the rise in the group of Mining and quarrying materials by 14.68% and the group of Manufacturing materials by 7.33% .

As well, the prices of wages, equipment, labor and other costs increased by 0.67% due to the rise in cost of Labour Wages and Other Cost by 0.67% and Hiring of equipment by 0.67% .

